


# TURTLE NEST PROTECTION

## You Will Need:

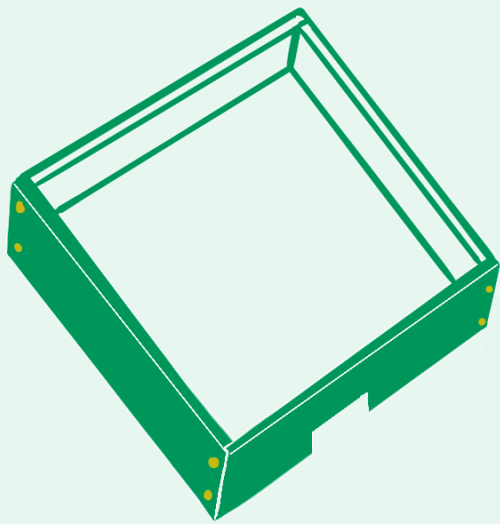
- Metal mesh sheeting (1/4" x 1/4" squares)
- 2" x 4" planks
- Wire cutters
- Measuring tape
- Washers
- Saw
- Screws
- Screw Driver
- Rocks



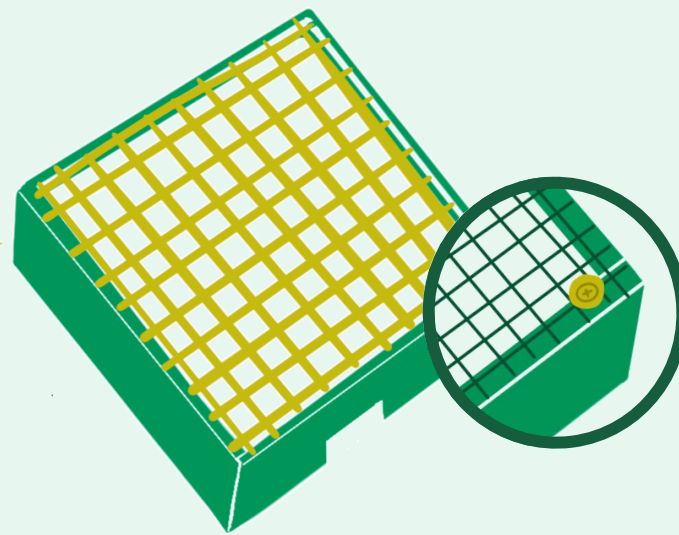
1. Cut 4 x 2ft lengths of wood.




2. Notch a 1" high and 3" wide opening in one plank for hatchlings to exit. Not too large that predators can get in.



3. Use screws to affix at corners.



4. Affix mesh sheeting, using screws and washers. Trim sharp edges.



5. Place cage over turtle nest, and weigh down with rocks so it won't be disturbed.

