




# GUIDES BADGE PROGRAM GUIDE

FOSTERING ENVIRONMENTAL STEWARDSHIP SINCE 1969

REVISED AUGUST 2019

Natural science    **Biodiversity**    Cultural  
history    Outdoor recreation    Life cycles  
**Connection**    Canoeing    History    Snowshoe  
Stewardship    Health    Birds of prey  
**Escape, Explore, Experience**    Pond study  
GPS navigation    Wetlands    **Physical  
activity**    Wet 'N' Scaly    All seasons  
Team building    Sweetwater harvest  
**Experiential**    Compass orienteering    Habi-  
tats    **Discovery**    Ecosystems    Birds of prey



# TABLE OF CONTENTS

WELCOME

|  |         |
|--|---------|
| About Us .....                             | Page 1  |
| Planning: How to use this Guide.....       | Page 2  |
| Programs at a Glance.....                  | Page 4  |
| Badge Program Requirements.....            | Page 6  |
| General Interest Program Descriptions..... | Page 15 |
| Reservation Information.....               | Page 18 |
| Contact Us .....                           | Page 20 |

# ESCAPE...EXPLORE...EXPERIENCE...

Dear Guide Leaders,

The staff & volunteers of Wye Marsh are a team of enthusiastic Naturalists who are excited to share their knowledge and appreciation for the natural world, environmental stewardship, and the many benefits associated with participating in physical activities out-of-doors.

Wye Marsh and its interpretive centre sits on a 1200 hectare (3000 acre) wildlife area situated in an environmentally endowed location in southern Georgian Bay. The Friends of Wye Marsh, a non-profit organization, has stewardship responsibilities for this property and whose mission it is *to foster environmental stewardship*.

What makes us UNIQUE:

- ❖ Our programming provides participants with opportunities to interact with, develop caring and concern for, and take action in the places where students live, study, and play.
- ❖ Our programs are designed to help fulfill badge requirements
- ❖ Our Outdoor Educators (Naturalists) provide connections between us and our surroundings, allowing participants to directly observe impacts and issues by exposing them to the many points of view that must be considered in making choices to preserve the health of the natural environment.
- ❖ We believe that learning while having fun encourages immediate and long term involvement in environmental stewardship.
- ❖ Our unique setting - National & Provincial Wildlife Area, Class I wetland, Trumpeter swans (Provincially rare bird), species at risk, productive & biodiverse ecosystem - provides endless opportunities to make unique connections.
- ❖ Facilities and trails are accessible to all physical levels.

# ABOUT US

# ENVIRONMENTAL

# PLANNING

How to use this GUIDE:

A successful and enjoyable trip comes from planning and preparation. This guide is designed to outline the planning process by providing you with the necessary tools that will ensure your trip to Wye Marsh is the highlight of your year!

## Step 1. Choose program(s)

- Each program is one or two hours in length. Programs can be combined to make up a half or full day. Program times can be flexible in order to accommodate travel arrangements.
- Please ensure that you choose one alternative program as well as two alternative dates in the event that your first choice is unavailable.

## Step 2. Submit request

- Download a Booking Request Form (or a Booking Request Form—Overnight, if you are planning on staying overnight) from [www.wyemarsh.com](http://www.wyemarsh.com) or contact us to request a copy via email or fax.
- Submit completed form by email ([jpelletier@wyemarsh.com](mailto:jpelletier@wyemarsh.com)) or fax (705.526.3294)
- Please note that a Booking Request does not imply a booking/reservation.

## Step 3. What to expect

- A Booking Confirmation will be sent via email within two business days of receiving your booking request. Please share its details with all participating leaders/supervisors.
- You will be required to sign this booking confirmation form and submit it back to us along with a \$190.00 non-refundable deposit in order to confirm your booking
- Payment of balance owing is due upon departure
- Two weeks prior to your visit please confirm number of participants, program choices and time of arrival.
- Our programs run rain or shine.

# EDUCATION

# PLANNING

## Flexible Program Options:

### Option 1. One Hour Programs

Choose Four (4) one hour programs to make up a Full Day

Choose Two (2) one hour programs to make up a Half Day

### Option 2. Two Hour Programs

Choose Two (2) two hour programs to make up a Full Day

Choose One (1) two hour program to make up a Half Day

### Option 3. Combination Programs

Choose Two (2) one hour programs and One (1) two hour program to make up a Full Day

# PROGRAMS

Program Guide:




































❖ Age Recommendation

Season: Spring 

Summer 

Fall 

Winter 

|                   | Program Title              | Spark | Brownie | Guide | Pathfinder | Season Availability   |
|-------------------|----------------------------|-------|---------|-------|------------|---|
| One Hour Programs | Marsh Mingle (Group Games) | ❖     | ❖       | ❖     | ❖          |             |
|                   | Discovery Hike             | ❖     | ❖       | ❖     | ❖          |             |
|                   | Birds of Prey Show         | ❖     | ❖       | ❖     | ❖          |             |
|                   | Wet 'N' Scaly Show         | ❖     | ❖       | ❖     | ❖          |             |
|                   | Look, See Paint            |       | ❖       | ❖     | ❖          |      |
|                   | Dip Netting                | ❖     | ❖       | ❖     | ❖          |      |
|                   | The Great Tree Challenge   |       |         | ❖     | ❖          |      |
|                   | Bannock Roasting           | ❖     | ❖       | ❖     | ❖          |     |
|                   | Marsh Exploration by Canoe | ❖     | ❖       | ❖     | ❖          |      |
|                   | Marsh Exploration by Kayak |       |         | ❖     | ❖          |      |


PLANNING



# AT A GLANCE

❖ Age Recommendation

Season: Spring 

Summer 

Fall 

Winter 

| Program Title        | Spark | Brownie | Guide | Pathfinder | Season Availability   |
|----------------------|-------|---------|-------|------------|---|
| Team Building        |       |         | ❖     | ❖          |    |
| Ultimate Survival    |       | ❖       | ❖     | ❖          |    |
| Compass Orienteering |       | ❖       | ❖     | ❖          |    |
| GPS Navigation       |       |         | ❖     | ❖          |    |
| Animal Tracking      | ❖     | ❖       | ❖     | ❖          |    |
| Cross Country Skiing |       | ❖       | ❖     | ❖          |  |
| Snowshoeing          | ❖     | ❖       | ❖     | ❖          |  |
| Science of Snow      | ❖     | ❖       | ❖     | ❖          |  |
| All Badge Programs   | ❖     | ❖       | ❖     | ❖          |  |
| Pond Study           | ❖     | ❖       | ❖     | ❖          |  |
| Sweetwater Harvest   | ❖     | ❖       | ❖     | ❖          |  |
| Wilderness Survival  |       | ❖       | ❖     | ❖          |  |

PLANNING

# SPARKS

**Please note that the 'badge requirements' listed are those that our programs are design to fulfill. Any additional requirements will be the responsibility of the participant/group to fulfill either prior to or after their trip to the Wye Marsh.**

## SPARKS

### Going Outside

Participants will have the opportunity to learn about the natural world around them through embarking on a Marsh discovery hike, playing fun and interactive nature games, and building a bird feeder out of recycled materials!



### Going Camping

Being prepared in the outdoors is just as important as having fun and enjoying nature. Sparks will learn the importance of both through participating in active, fun, and educational activities that will have them hugging a tree, tracking animals (winter), and uncovering critters from the Marsh (spring/fall)!



## BROWNIES

### Happy Hiking

#### *Badge Requirements*

- **Find out what causes... pollution. Discuss ways you and your unit can help improve the environment.**
- **Take part in a game about the environment.**
- **Help clean up... [the Wye Marsh].**





# BROWNIES

## Safety First & Lost and Found in the Outdoors

### Badge Requirements

- Find out about poisonous plants and how to avoid them.
- Learn how to prevent sunstroke, sunburn, frostbite, and hypothermia.
- **Make a “Be Prepared” kit. Play a game that challenges you to use it in different situations.**
- Act out what you would do if you were lost without your unit. Discuss what you should do in different situations.
- **Take part in a program such a “Hug a Tree” or ask a local rescue agency to visit your unit and demonstrate hiking and survival skills.**



## Saving our Plants & Animals

### Badge Requirements

- Pick an animal that is an endangered species and do a skit about it.
- Visit... [the Wye Marsh]. How does [this] place protect animal and plants? Did you see any endangered plants and animals?



## Team Together

### Badge Requirements

- Name two camping activities that are better done in a small team with two or three people. Name two activities that work better with larger teams.
- Tell your group why you think teamwork is important in camping or games and what skills can you learn.
- Play two team-building games.



## Bird Watcher

### Badge Requirements

- Make a bird feeder out of natural or recycled materials.
- **Track how many birds come to your feeder... [using] a bird book to identify them.**
- Learn about your provincial bird.
- Visit... [the Wye Marsh]. Use field glasses and record how many birds you see.



# BADGE PROGRAMS

# BROWNIES

## BADGE PROGRAMS

BROWNIES cont.

### Which Way?

#### Badge Requirements

- Learn the eight compass points and play a game with a compass.
- Learn how to identify direction in daylight without a compass.



### Winter is Great

#### Badge Requirements

- **Go... cross country skiing.**
- Know how to use, maintain, store wear and carry equipment safely and for any winter sport you try.



### Winter Outside

#### Badge Requirements

- Learn how to dress properly for winter camping.
- Learn how to prevent and deal with frostbite, skin on cold metal, falling through ice, hypothermia.
- Plan and take part in a special outdoor winter activity.



### Wonderous Walk

#### Badge Requirements

- Take a walk. Plan your route. Tell about what you see, hear, smell, and feel.
- Look for animals homes, such as bird nets or rabbit holes. Is it easier to see animal homes in winter or summer? Why?
- Play a game about an animal or insect.



# GUIDES

## GUIDES

### Bird Watching

#### Badge Requirements

- Identify three birds in your community and observe them. [Complete] a notebook that describes their: Size, flight pattern, color, number of eggs, nests, songs.
- Name three other birds found in your area and present interesting facts about each.
- Research and explain why birds have three types of wings.
- Explain why you should not disturb an occupied nest.
- Learn about the food adult and young birds eat, and how the parents feed their young.
- Name birds that migrate to and from you area in the winter month. Explain how you can help the birds that stay through the winter survive



### Conservation

#### Badge Requirements

- **Explain two ways in which Canada's natural resources are protected and what you can do to help.**
- Visit a local conservation project, such as a... wetland.
- Brainstorm ways to conserve water. Imagine how to avoid increasing water pollution in your community or in an area that you are visiting with your unit. Make a list of things you will do to be a clean water conservationist.
- Complete these projects
  - Use a dip net or small screen; take a survey of insect life in a local stream or pond.
  - Help a local conservation project, such as tree planting.
  - Learn how your community is supplied with water. Describe any methods used for flood control and irrigation.
- Find out about community service projects that help preserve the environment and determine what you are able to do to help out.



# BADGE PROGRAMS

# GUIDES

## BADGE PROGRAMS

GUIDES cont.

### Ecology

#### Badge Requirements

- Describe ecological changes that occur when a farm, field, or woodlot is turned into a subdivision of homes
- **Use a...game to show how the relationship between living things and their physical surroundings. They could be a community** that exists around a milkweed plant, a fallen tree, a spring, snowdrift, etc.
- **Create a game... that shows you understand the important balance that plants and animals maintain in their environment.**
- Take part in a group activity involving relationships of living things to each other and their physical environments. Explain the roles of the different elements and why they were important to the whole set of relationships.
- Learn about careers in ecology. What types of jobs? What education do you need?
- Learn about a plant or an animal that is considered a pest in your community. How are they harmful, how are they controlled?



### Endangered Species

#### Badge Requirements

- **Explain the terms 'rare', 'endangered', and 'extinct'.**
- Name two Canadian plants and animals, and two species from other countries that are at endangered.
- Provide two reasons why plants and animals become endangered. Offer practical suggestions for correcting these problems.
- Discuss why it is important to preserve the habitat of plants and animals.
- Visit... [the Wye Marsh] and discuss what they do to preserve species and their habitats.



### Explore Nature & the Outdoors

#### Badge Requirements

- Demonstrate that you know how to use a compass. Adjust a map to a compass. Take a compass bearing from a map and follow it. Then sites an object, walk to it, and return to the starting point



# GUIDES

## Exploring

### Badge Requirements

- Help your patrol or unit plan and carry out at least two outings. Plan where to go, what to wear, and what to take. Obtain the necessary permissions. Follow the current fire and safety rules in the area of the hikes.
- **[Play] a game... to show what you should do if lost while hiking or in your camp location.**
- Use a compass to follow or lay a course that changes direction at least six times.



## Hiking

### Badge Requirements

- Before you go:
  - Give a description of your route to an adult who is not going to with you.
  - Describe what you will do in case of an emergency.
- Carry a backpack, suitably packed, and explain why you chose each of the items.
- Demonstrate that you know the proper and courteous way to behave when using private and public property.



## Learn About the Environment

### Badge Requirements

- Explore the environment through such activities as a hike or nature study.
- Learn about an organization or person who is a leader in promoting a healthy environment.
- Explore plants, animals, insects, flowers and birds in their natural environment



## Naturalist

### Badge Requirements

- Choose one of these natural locations and learn about plant and animal life within it: ... marsh
- Find out about it and be able to identify: 3 mammals/and or birds, 3 plants, 3 invertebrates
- **Play a Kim's game**
- Explain the use of the terms cover, camouflage, and direction of wind.
- Make a cast of mammal or bird tracks. Show it to your patrol and explain how it was made.



# BADGE PROGRAMS

# GUIDES

## BADGE PROGRAMS

GUIDES cont.

Plants & Animals

*Badge Requirements*

- Play a game in which you list as many products made of wood as possible.
- Grow something from one of the following seeds: seed (e.g. sunflower seed).
- Visit... [the Wye Marsh] to find the name of animals that:
  - Have a thick fur coat for a cold climate – have long fingers for grasping branches
  - Have bright colours for attracting a mate – have long legs for wading
  - Have a dark colour for living in shadows – have a tongue to reach hard to get to places
  - **Have big ears to cool themselves in hot climate”.**



Skiing

*Badge Requirements*

- Learn how to take care of your skis.
- Demonstrate how to safely carry your skis and poles.
- Demonstrate several different skills, such as: using your poles correctly, climbing hills, going downhill, changing directions, stopping, and staying in control.
- Learn how to dress properly for a day of skiing.
- Know the ski centre rules for safe skiing and explain how these rules keep you safe.
- Learn how to safely and properly get back into your binding if one or both of your boots pop out.



Snowshoeing

*Badge Requirements*

- Learn how to care for your snowshoes.
- Know what precautions to take when going on an outing – water, extra clothes, snack, what else could you bring?
- Demonstrate several different skills, such as: how to put on your snowshoes, how to walk and run, and how to go up and down hills.
- Play a game on snowshoes.





# PATHFINDERS

## GUIDES cont.

### Wildflower

#### Badge Requirements

- Observe Wildflowers from at least two different habitats.
- Name three edible wild plants.
- Identify three plants that can be harmful to humans.
- Name some of our endangered flowers and explain what is being done to protect them.



## PATHFINDERS

### Finding Your Way

#### Badge Requirements

- Learn how to use a Global Positioning System unit.
- Go Geocaching!



### Our Environment

#### Badge Requirements

- Determine your Ecological Footprint
- Learn about natural resource management practices.



# BADGE PROGRAMS

# PATHFINDERS

## BADGE PROGRAMS

### PATHFINDERS cont.

#### Survival Girl—Prepared for the Outdoors

##### Badge Requirements

- Discuss your actions for some worse-case scenarios.
- Create an emergency trip plan and leave with an adult before heading out on your trip.
- Discuss the priorities of survival and experience the three elements of survival – water, fire, and shelter.



#### Up Close and Personal With Nature

##### Badge Requirements

- Identify plants that are harmful to people and where they can be found.
- Point out and identify local trees and birds on your area.
- Discuss invasive species.
- Discuss what being an endangered species means and what factors make a species as risk.
- Search for life in a both water and forest habitats.



#### We're a Team

##### Badge Requirements

- Participate in various team building initiatives/activities.



#### Winter Wonderland

##### Badge Requirements

- Explore how different fabrics can keep you dry and warm.
- Learn about and participate in an outdoor winter activity.



# NATURAL SCIENCE

## Animal Tracking

**Abundant in numbers, but very rarely seen, Wye Marsh's winter inhabitants have left stories of their travels behind in the snow.** Designed to kindle awareness and understanding of Ontario's winter-active mammals, this program focuses on identifying animal tracks and scats, as well as animal adaptations, behaviours and winter survival techniques.



## Birds of Prey Show

This exciting program will give participants the opportunity to be brought face-to-face with the grace, majesty, power and intelligence of birds of prey. Participants will learn all about the different types of birds of prey, their habitats, adaptations, and life histories, all the while being delighted by these magnificent animals in flight. \*\*Specialty program—additional charge applies (see booking information on page 18).



## Wet 'N' Scaly Show

This exciting program provides participants with the opportunity to get up close and personal with some of Ontario's native reptile species. Participants will learn plenty of fun facts and identification tips, as well as discover the importance of environmental stewardship and the role that they can play in helping Ontario's Species at Risk. \*\*Specialty program—additional charge applies (see booking information on page 18).



## Look, See, Paint

More than just an introduction to watercolour painting, *Look, See, Paint* brings a new way to view, appreciate and reconnect with our natural world. Equipped with a portable painting kit, watercolour paper and a view finder, participants will explore the natural beauty of the marsh from an artistic perspective.



## Marsh Mingle

Games, games, and more games! Educational, kinetic and fun, this program is sure to get its participants actively engaged in with each other as well as with the wildlife around them as many of the games have an environmental focus.



## Pond Study

With dip nets in hand, students will learn about the many amazing adaptations the aquatic insects of the marsh possess, as well as what these insects can tell us about the water quality of the marsh. Students will also learn about the interconnectedness of all of the marsh inhabitants as they simulate an aquatic food web, and explore the surrounding habitat by foot.



GENERAL INTEREST

# EXPERIENTIAL

## GENERAL INTEREST

### Ultimate Survival

This exhilarating simulation game demonstrates the interactions between predator and prey species, as well as the encompassing ecosystem. Taking on the role of carnivores, omnivores, and herbivores, participants will be challenged to obtain their specific survival needs as they navigate through a forested environment, all the while evading predator species bent on stealing their lives.



### Cross-Country Skiing

Not only is it fun, beautiful, and good for your health, cross-country skiing is an exhilarating outdoor activity for all ages and fitness levels. After an introductory lesson to cross-country skiing technique, with an emphasis on group and personal safety, participants are sure to increase their appreciation for winter as they glide their way along our snow-covered ski trails. \*\*Additional rental fees may apply (see booking information on page 18).



### Snowshoeing

What better way to combine physical activity with the pursuit of nature? With traditional-style snowshoes strapped to their feet, participants will head out into the snow-covered landscape to discover the many wonders that winter has to offer. Participants will also play a variety of games and activities designed to help develop balance and coordination skills. \*\*Additional rental fees may apply (see booking information on page 18).



### The Science of Snow

Participants will take an in-depth look at the mysterious white stuff that defines our Canadian winters. Through hands-on games, activities, and experiments, students will learn everything from snowflake formation and identification, to its influence on the plants and animals that call the Wye Marsh home during the winter season.



### GPS Navigation

After an introductory lesson on using Global Positioning System (GPS) units, participants will be asked to correctly answer animal trivia questions that will lead them to geocaches containing animal tokens. Teamwork, problem solving, and keen observation skills will all come into play as participants attempt to collect as many animal tokens as possible within the allotted time.



### Compass Orienteering

Equipped with nothing more than a magnetic compass and the know-how to use it, participants will trek through the wilderness in search of hidden orienteering markers. Teamwork, leadership, problem solving skills, and accuracy will all come into play as participants navigate our challenging orienteering course in an attempt to piece together an inspirational quote.



# EDUCATION

## Marsh Exploration by Canoe

There is no better way to explore the Wye Marsh ecosystem than seated among friends in one of our large voyageur-style canoes. After a brief lesson on paddling technique and canoe safety, participants will paddle past blooming water lilies, basking turtles, and a beaver lodge, as jewel-winged damselflies and Red-winged Blackbirds fly overhead. Participants will also explore the marsh on foot as they visit the Swan Treatment Center, walk the boardwalk, and climb the observation tower. \*\*Specialty program—additional charge applies (see booking information on page 18).



## Marsh Exploration by Kayak

Whether paddling solo or with a partner, kayaking provides a very intimate and tranquil approach to exploring the marsh ecosystem. After a brief lesson on paddling technique and kayak safety, participants will paddle past blooming water lilies, basking turtles, and a beaver lodge, as jewel-winged damselflies and Red-winged Blackbirds fly overhead. Participants will also explore the marsh on foot as they visit the Swan Treatment Center, walk the boardwalk, and climb the observation tower. \*\*Specialty program—additional charge applies (see booking information on page 18).



## Team Building

**Allow us to put the participants' teamwork skills to the test as we facilitate a series of nature-based team challenges, each one more demanding than the last.** Leadership, trust, cooperation, communication and problem solving will all come into play as the participants strive for cooperative success.



## Wilderness Survival

After a quick and active introduction to wilderness preparedness, survival priorities, fire starting and shelter building, We will **conveniently “lose”** the participants in the bush, where, in order to survive, they must work as a team to prepare a survival site, as well as prepare and present a theatrical rescue story!



## Bannock Roasting

**Bannock has been a staple food of wilderness explorers for centuries. Portable, nutritious, tasty and easy to make, bannock's** legendary reputation continues as one of the best wilderness survival foods out there, not to mention a fun and engaging mid-day snack. After roasting their bannock to perfection over an open fire, participants will exercise their minds and bodies as they play a variety of outdoor games and activities.



## Sweetwater Harvest

A truly Canadian experience, this seasonally limited program gives participants a firsthand look at maple syrup collection and production throughout the ages. Participants will have an opportunity to visit an active modern day sugar shack, bake bannock over an open fire, and listen to a First Nations legend of how maple syrup came to be, as well as engage their taste buds with a sweet and sugary drop of pure Canadian maple syrup.



GENERAL INTEREST

# PRICING

# RESERVATIONS

| Day Packages                              | Cost/Participant | Minimum Requirement |
|---|------------------|---------------------|
| Independent Discovery (Unguided—Full Day) | \$7.50           | 20 participants     |
| Half Day Programs (2hrs)                  | \$9.50           | 20 participants     |
| Full Day Program (2 x 2hrs)               | \$14.50          | 20 participants     |

| Specialty Program Add-ons       | Additional Costs/Participant | Notes   |
|---------------------------------|------------------------------|---|
| Canoe/kayak                     | +\$5.00                      | <b>'Day Packages'</b> rates (above) applies in addition to these specialty ad-ons |
| Birds of Prey/Wet n Scaly Shows | +\$5.00                      |   |
| Snowshoe rental                 | +\$3.00                      |   |
| XC Ski rental                   | +\$8.00                      |   |

| Supervisor Discounts                           |
|--|
| 1 supervisor per 5 participants: Complimentary |

| Overnight Packages    | Cost/Participant | Minimum Requirement |
|-----------------------|------------------|---------------------|
| Tent: One Night       | \$15.00          | 10 participants     |
| Tent: Two Nights      | \$17.50          | 10 participants     |
| Bunkhouse: One Night  | \$20.00          | 15 participants     |
| Bunkhouse: Two Nights | \$22.50          | 15 participants     |

| Notes   |
|---|
| <b>'Day Packages'</b> rates (left) apply for guided programming throughout your stay.<br>20 participant minimum is waved. |

\*Please refer to our **'Overnight Visitor Information'** for additional information regarding our facilities.

| Wye Marsh Comes to You                  | Cost*              | Notes  |
|---|--------------------|--|
| Wet 'N' Scaly /Birds of Prey Shows(1hr) | \$350.00           | Max. Number of Participants: 50                      |
| Snowshoeing                             | \$8.00/Participant | Min. 2 Sessions<br>Max. Number of Classes/Session: 2 |
| Team Building                           | \$8.00/Participant |  |

\*Add an additional \$0.50/km if total travel distance is over 55/km.



# REMINDERS

## Planning

1. Submit Booking Request Form; 2. Await confirmation 3. Sign booking confirmation sheet and submit along with \$190.00 non-refundable deposit to confirm your booking 4. Contact 705-526-7809 x205 or [jpelletier@wymarsh.com](mailto:jpelletier@wymarsh.com) with any questions/concerns.
2. Two weeks prior to your visit please confirm: number of participants, program choices and arrival time.

## Payment

Payment of balance owing is due upon departure.

## Cancellation Policy

Cancellations result in the loss of your \$190.00 non-refundable deposit.

## Weather

Our programs run rain or shine. **Please be prepared to be outdoors during your visit. Please share the 'What to Bring' handout (downloadable from our website) with your participants.** Also note that it is highly recommended that all participants wear closed-toed shoes.

## Waste

You will be required to take any garbage back with you. We will dispose of any recycling and compost generated during your visit.

## Special Needs Equipment

Please let us know if you require the use of our all-terrain wheelchair.

## Gift Shop

Souvenirs, Wye Marsh crests, light snacks and drinks are available for purchase under leader supervision.

*The Wye Marsh would like to thank you in advance for helping us to foster the next generation of environmental stewards.*

RESERVATIONS



Curriculum Based Programs  
 Experiential Learning  
 Comprehensive & Fun  
 Safe & Supportive Environment  
 Environmental Stewardship  
 Accessible to All Physical Levels  
 English & French



## WYE MARSH

16160 Hwy #12, P.O. Box 100  
 Midland, Ontario  
 L4R 4K6



## BOOKING CONTACT

p 705.526.7809 x205 f 705.526.3294  
 reservations@wyemarsh.com  
 www.wyemarsh.com